

Proposed GATE Plan 2016-2019

GATE Plan Subcommittee



**Manhattan Beach
Unified School District**

GATE Plan Subcommittee

- Meetings

- 10/16
- 11/9
- 11/12
- 12/8
- 1/12
- 1/25
- 2/9
- 2/25
- 3/16
- 3/21
- 4/26

Scott Jensen

Hilary Mahan

Ellen Chao

Jeri Vick

Katherine Dugdale

Andrea Hynes

Roger Spencer

Michele Diamond, Teacher

Rhonda Steinberg, Principal

Brett Geithman, Executive Director

Sharon Witzansky, Teacher

Natalie Herringshaw, Teacher



Board Goals

- Board Goal #1: Improve Student Achievement through the Implementation of Research-Based Teaching and Learning Strategies
- Board Goal #3: Create a Culture that Supports and Engages All Students and Staff and community members
- Board Goal #4: Develop and Expand Leadership and Talent at All Levels
 - “How will we respond if they already know it? (Gifted/ Accelerated)”



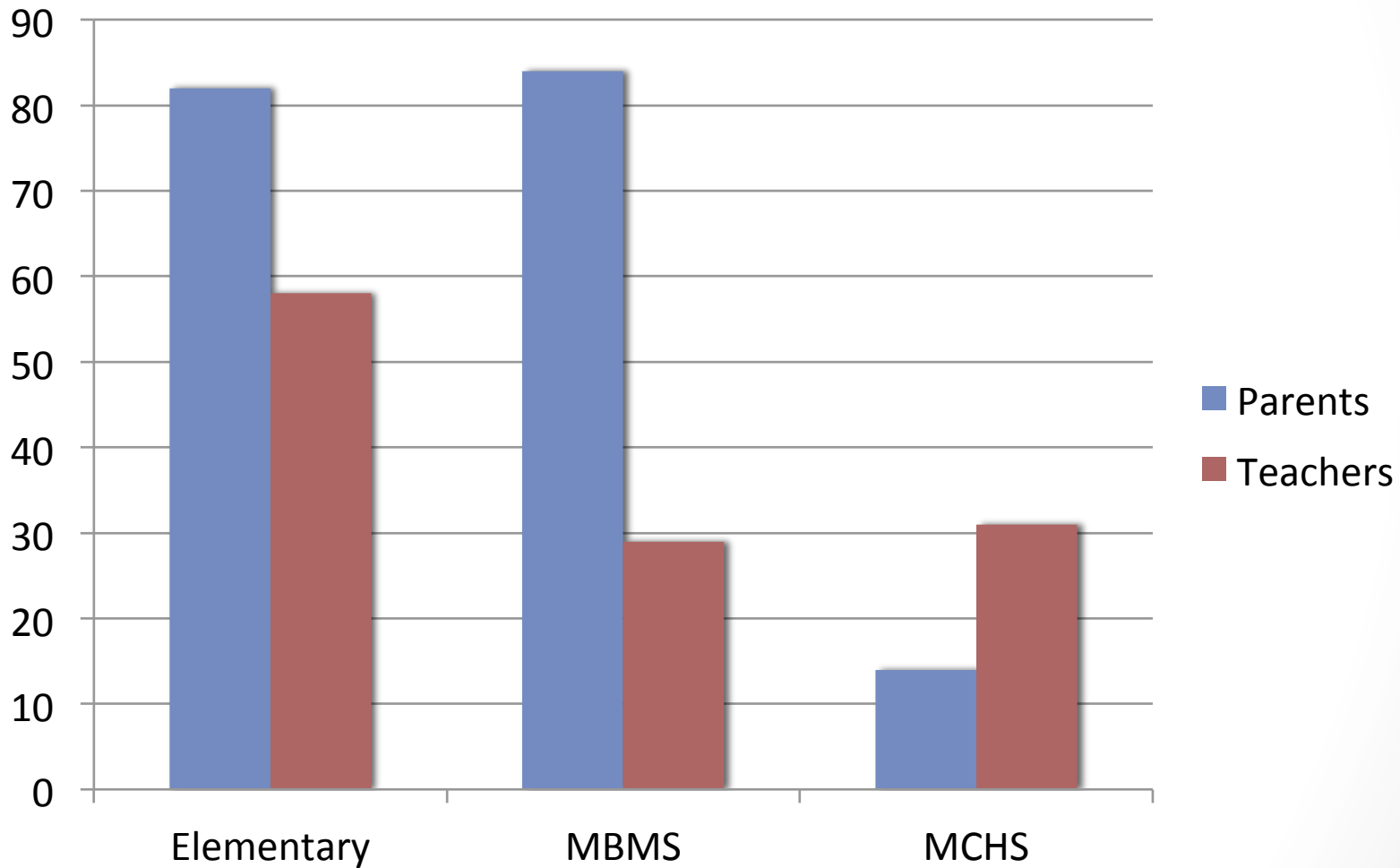
Fall 2015

TEACHER AND PARENT SURVEY

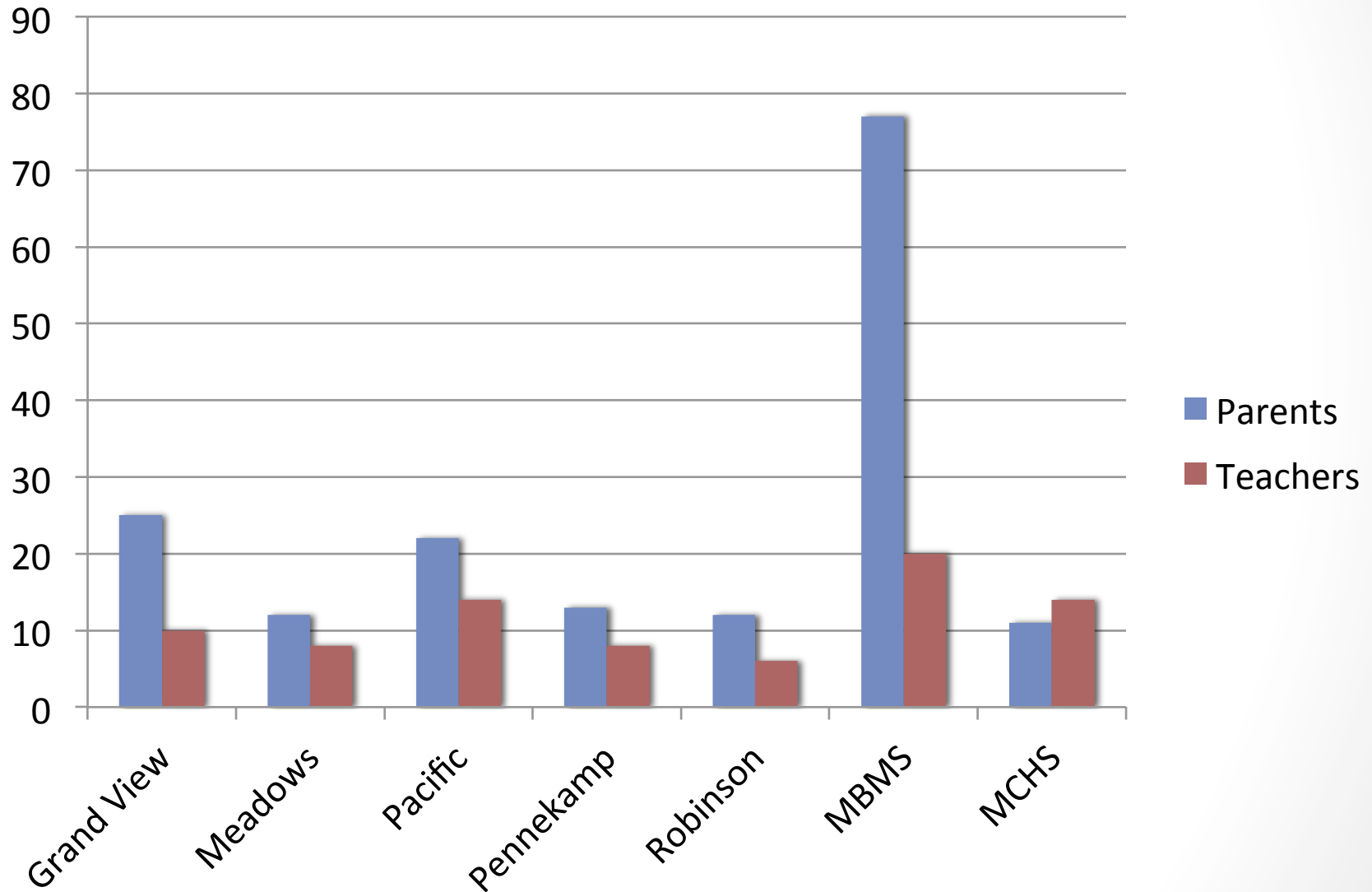


**Manhattan Beach
Unified School District**

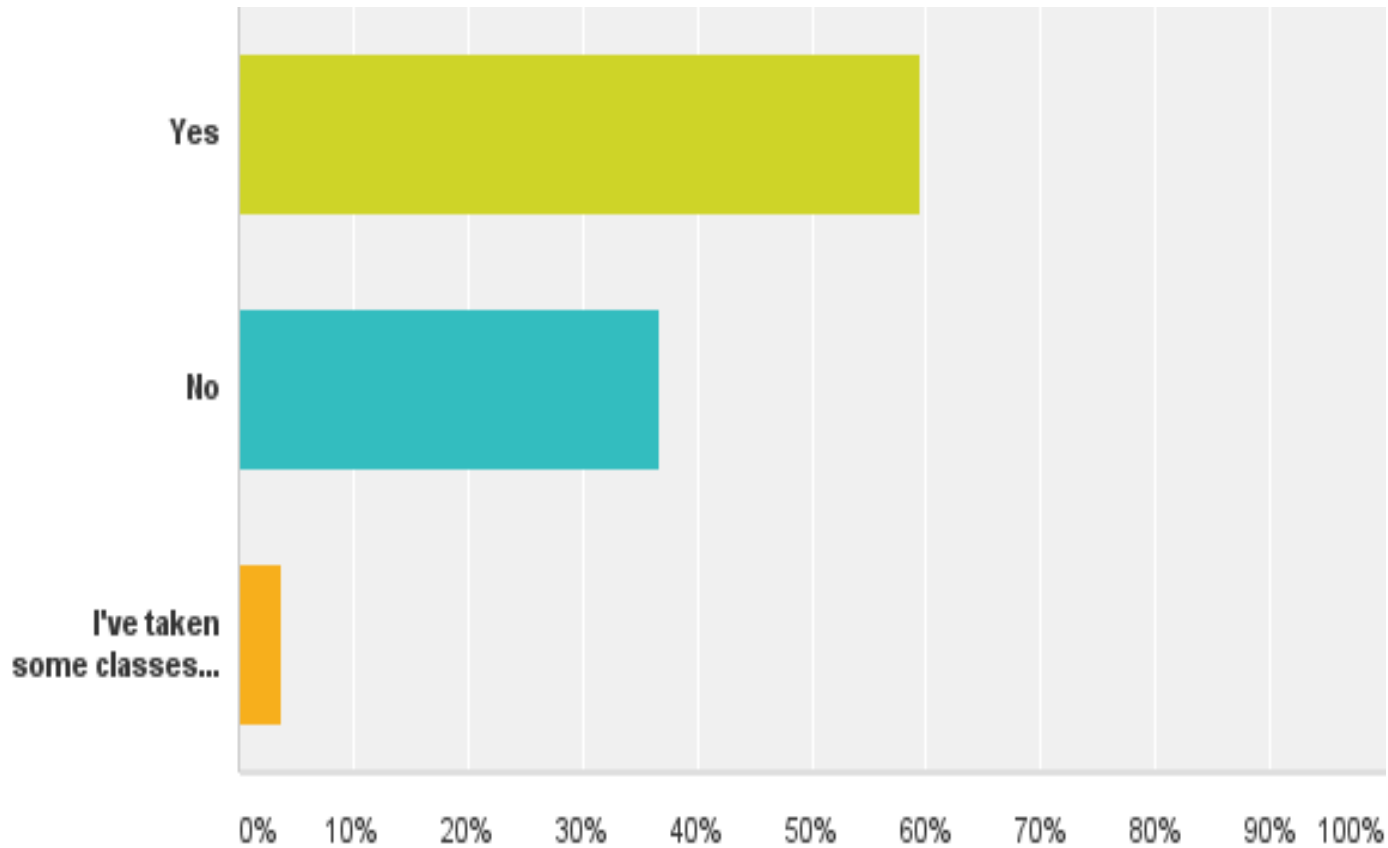
Levels Represented (n)



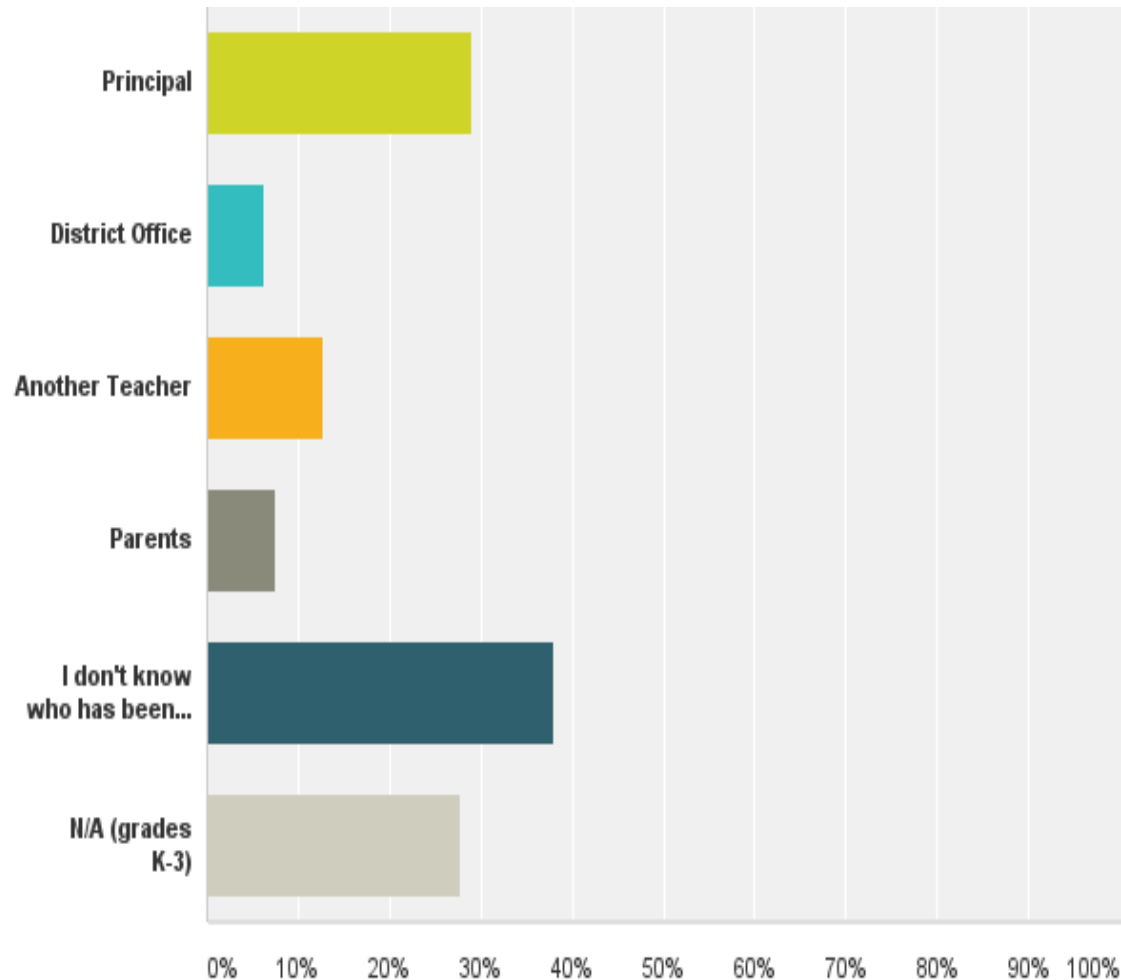
Schools Represented (n)



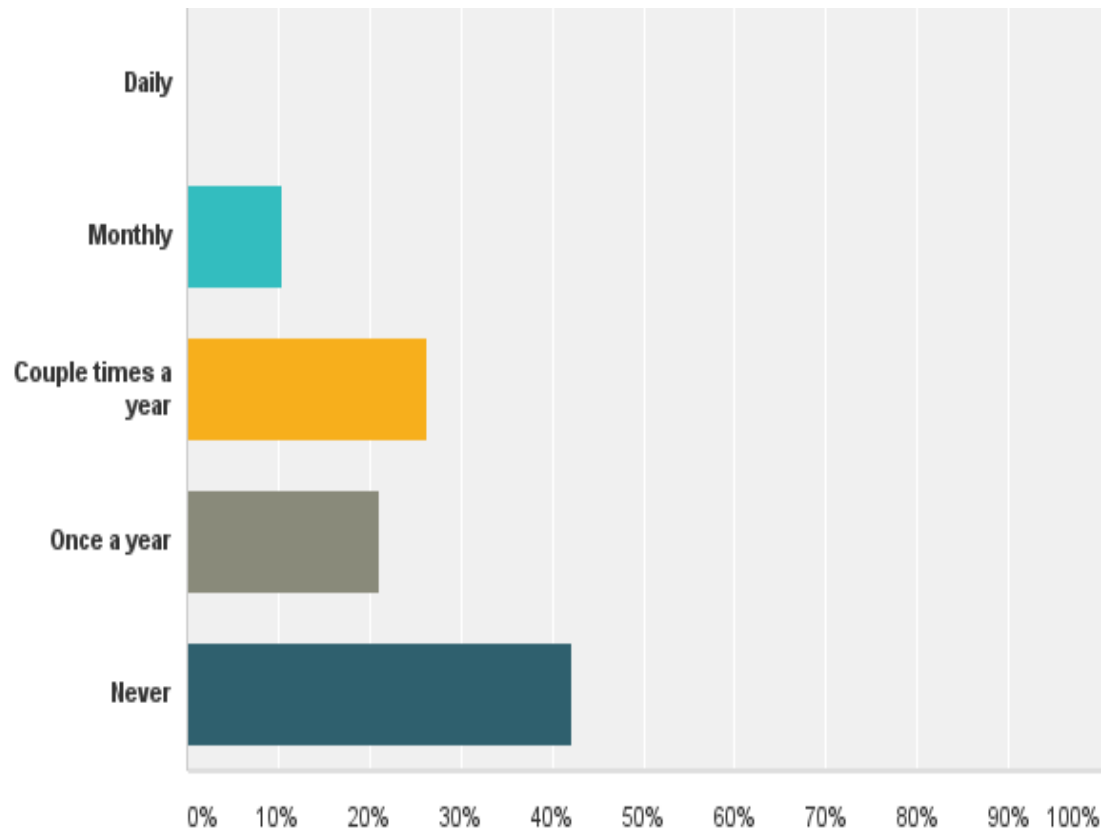
Teachers: Are you GATE Certified?



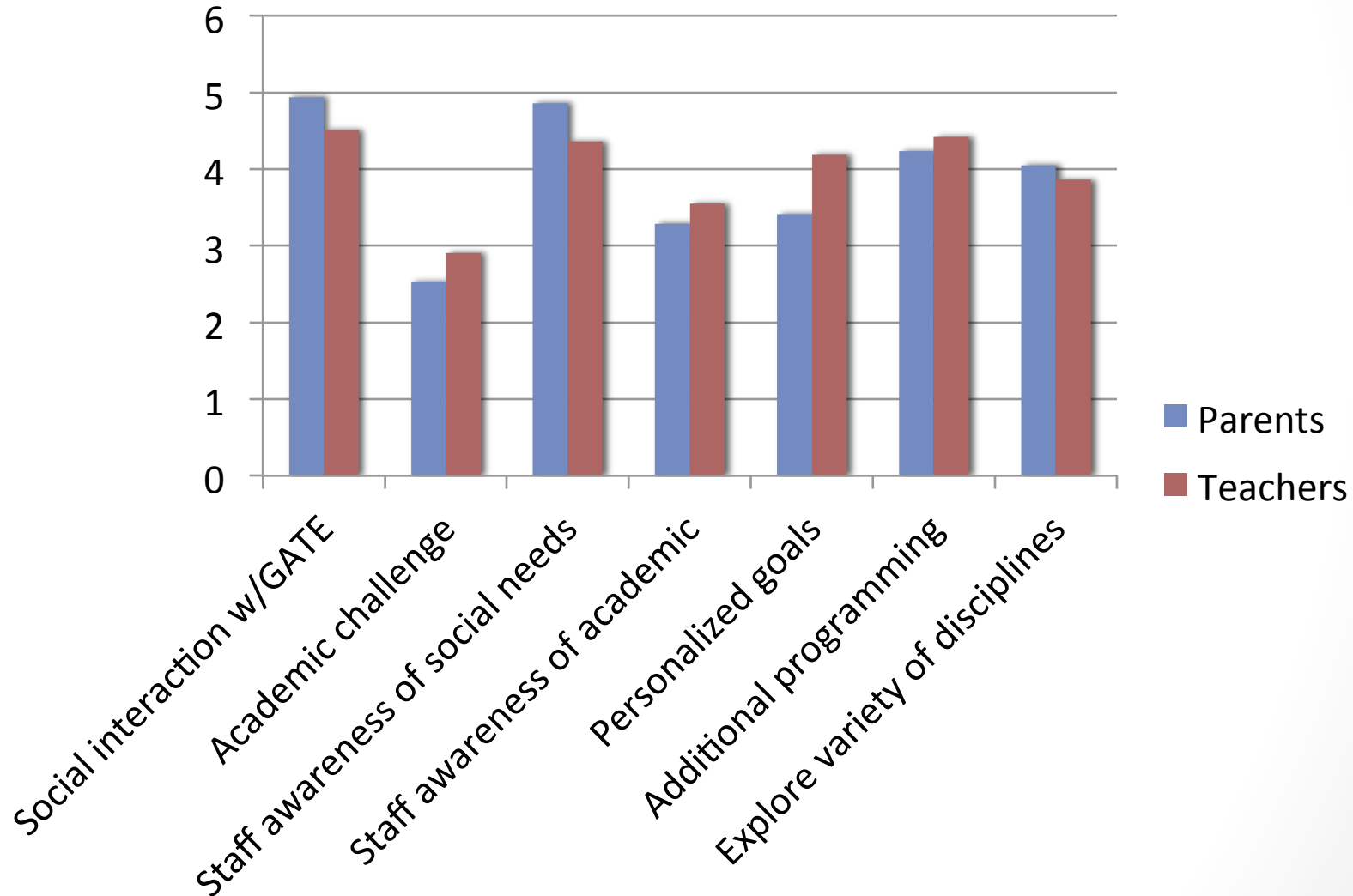
Teachers: How are you made aware of GATE students in your class?



Teachers: How often do you or others at your school discuss GATE program or GATE-related topics?



What do you perceive the goals of GATE to be? (rank with "7" being the most important)



How would you rate your understanding of GATE at ...

	Completely Knowledgeable	Understand most	Somewhat	Know something	Very little, if anything	Weighted Avg
School (Parents)	9.22%	34.75%	22%	15.6%	18.44%	3.01
School (Teachers)	11.25%	20%	23.75%	16.25%	28.75%	2.69
MBUSD (Parents)	7.09%	29.08%	22.7%	24.11%	17.02%	2.85
MBUSD (Teachers)	1.25%	17.5%	32.5%	18.75%	30%	2.41

How would you rate your understanding of GATE at ...

	Completely Knowledgeable	Understand most	Somewhat	Know something	Very little, if anything	Weighted Avg
School (Parents)	9.22%	34.75%	22%	15.6%	18.44%	3.01
School (Teachers)	11.25%	20%	23.75%	16.25%	28.75%	2.69
MBUSD (Parents)	7.09%	29.08%	22.7%	24.11%	17.02%	2.85
MBUSD (Teachers)	1.25%	17.5%	32.5%	18.75%	30%	2.41

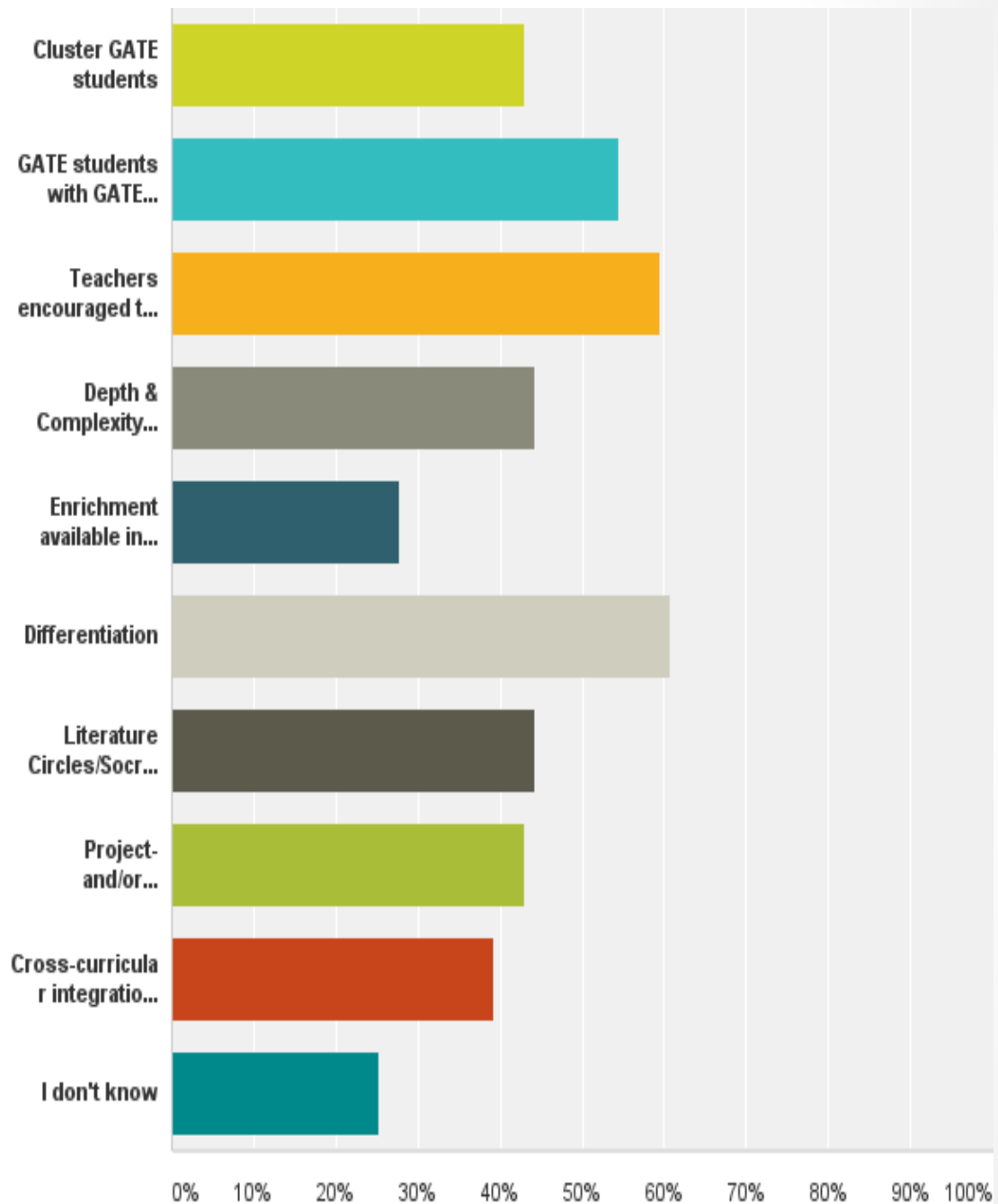
How would you rate the GATE program?

	Best	Very Good	Satisfactory	Needs Imprv.	Ineffective	N/A
Elementary (parents)	0.76%	4.55%	12.88%	35.61%	34.09%	12.12%
Elementary (teachers)	1.56%	7.81%	28.13%	17.19%	7.81%	37.50%
MBMS (parents)	0%	2.34%	4.69%	28.91%	33.59%	30.47%
MBMS (teachers)	0%	1.39%	15.28%	13.89%	2.78%	
MCHS (parents)	0%	0%	0.98%	8.82%	9.80%	80.39%
MCHS (teachers)	1.43%	4.29%	5.71%	7.14%	1.43%	80%
MBUSD (parents)	0%	0.92%	7.34%	39.45%	23.85%	38.44%
MBUSD (teachers)	1.47%	1.47%	26.47%	19.12%	4.41%	47.06%

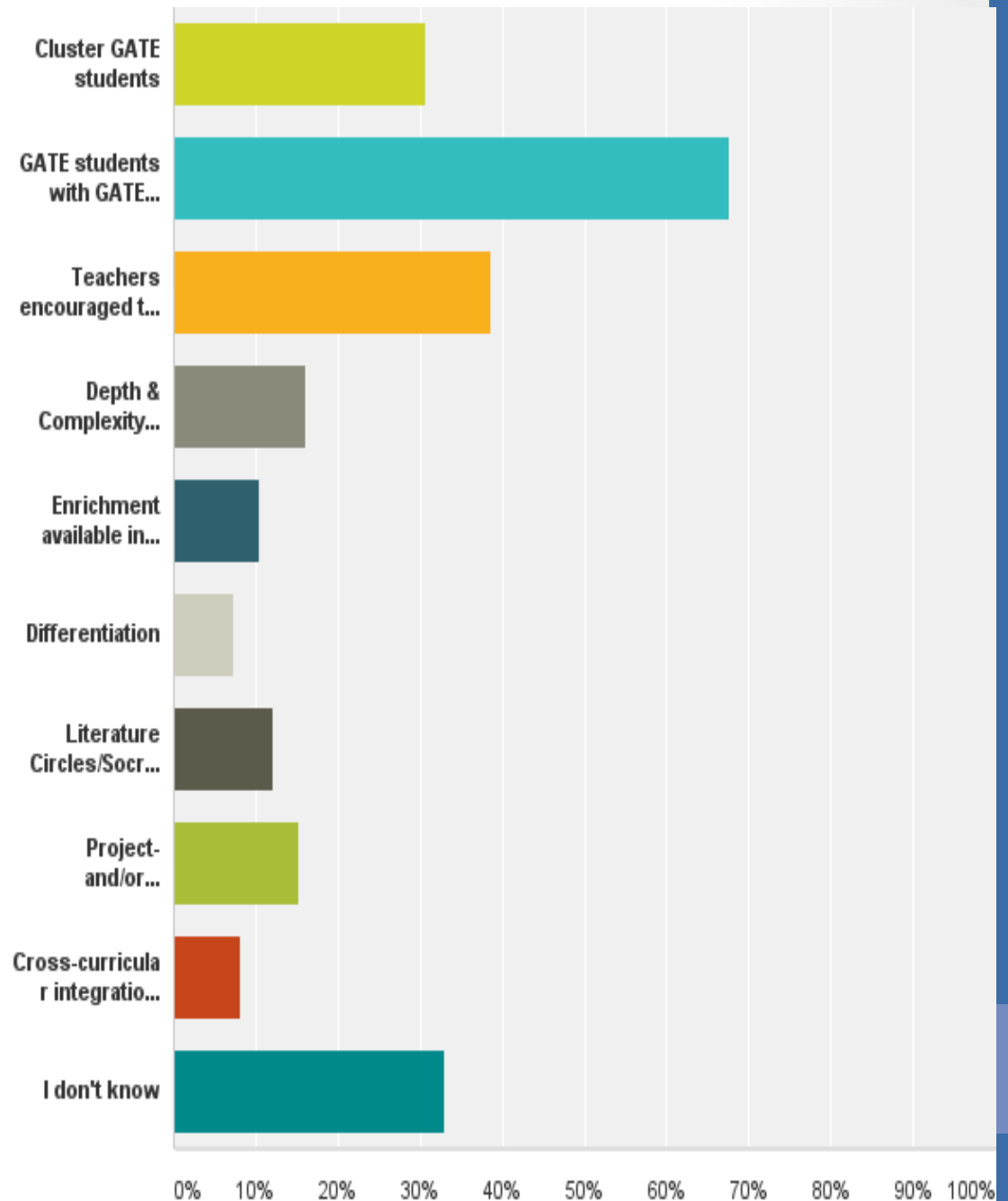
How would you rate the GATE program?

	Best	Very Good	Satisfactory	Needs Imprv.	Ineffective	N/A
Elementary (parents)	0.76%	4.55%	12.88%	35.61%	34.09%	12.12%
Elementary (teachers)	1.56%	7.81%	28.13%	17.19%	7.81%	37.50%
MBMS (parents)	0%	2.34%	4.69%	28.91%	33.59%	30.47%
MBMS (teachers)	0%	1.39%	15.28%	13.89%	2.78%	66%
MCHS (parents)	0%	0%	0.98%	8.82%	9.80%	80.39%
MCHS (teachers)	1.43%	4.29%	5.71%	7.14%	1.43%	80%
MBUSD (parents)	0%	0.92%	7.34%	39.45%	23.85%	38.44%
MBUSD (teachers)	1.47%	1.47%	26.47%	19.12%	4.41%	47.06%

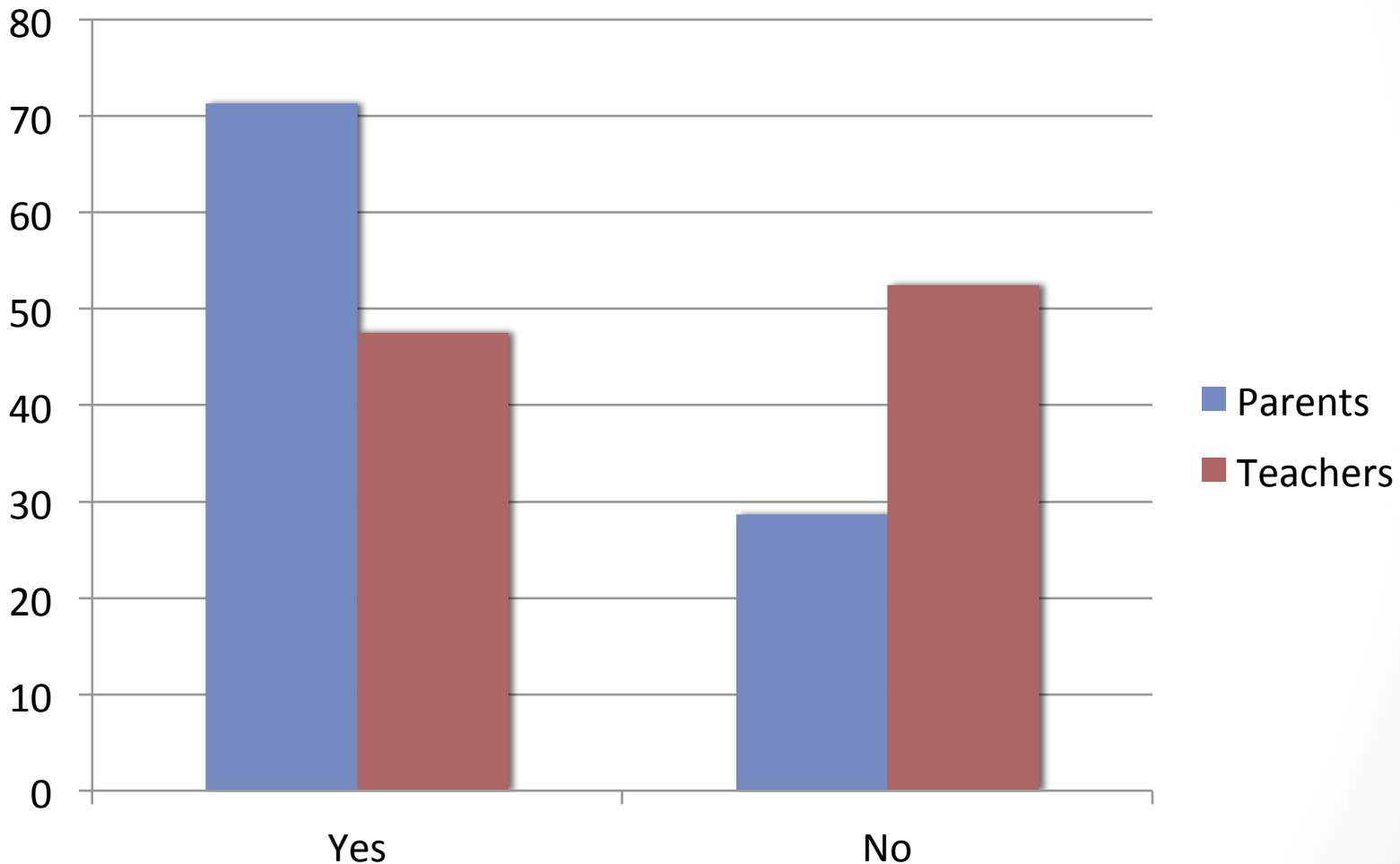
Teachers:
Which of the following GATE strategies take place at your school currently (in both GATE and non-GATE courses):



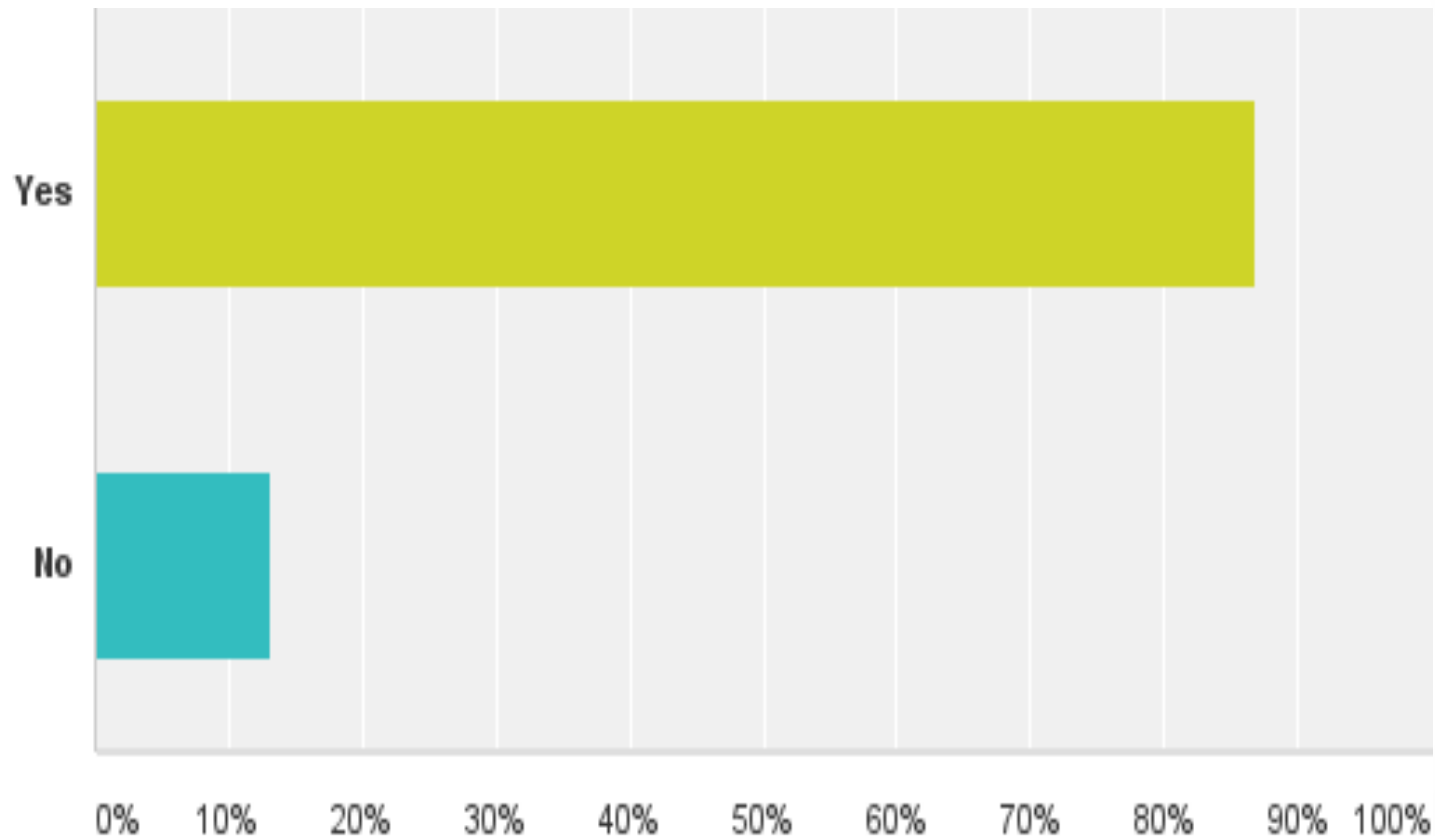
Parents: Which of the following GATE strategies take place at your school currently:



Do you think the process to identify GATE students is effective?

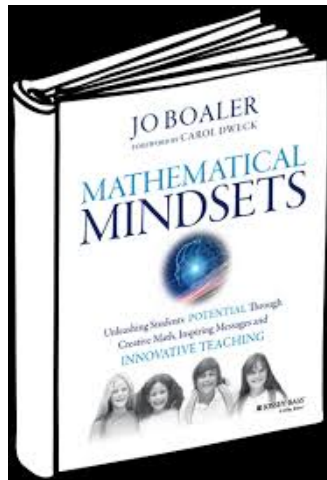


Teachers: Do you think there are GATE strategies that can be used with all students ("GATE for all")?



Transition plan to GATE for All

“The labeling of students as gifted hurts not only the students who are deemed as having no gifts but also the students who are given the gifted label, as it sets them on a fixed mindset pathway, making them vulnerable and less likely to take risks in order to avoid making mistakes and potentially losing their gifted label.” -Jo Boaler



GATE Identification – Timing and Process

- OLSAT
- Multiple Measures
- This new method will potentially increase and/or diversify GATE identified students at a greater level.



2016-2019 GATE Plan: 5 Key Components

1:
GATE Leadership at Schools
PLLs

2:
Student-Specific Information
GATE Folders

3:
GATE-Certified Teachers
GATE-training for All

4:
After School Activities
MB/X & GATE Field trips

5:
Improved Communication
Online, Print, In-Person



Components of the Proposed Plan

GATE Leadership: Personalized Learning Lead Teachers

- . One at each elementary school
- . Two at Manhattan Beach Middle School
 - . One STEM
 - . One Humanities
- . Cost = \$28,000/year



Components of the Proposed Plan

GATE Folders:

- Used during elementary goal setting conferences
- Passed on to Manhattan Beach Middle School Counselors



Components of the Proposed Plan

GATE-Certified Teachers:

- Goal for all teachers to have requisite level of GATE certification
- Assign GATE students to appropriately trained teachers.



Components of the Proposed Plan

GATE After-School Activities:

- Overnight field trips in 6th-8th grade
- After-school programs via MB/X
 - At least two courses per grade level 4-8
 - Examples of courses offered are: creative writing, computer science, and engineering.



Components of the Proposed Plan

GATE-Specific Communications:

- Quarterly GATE Advisory Committee (GAC) meetings
- Online resources and overall messaging of the GATE program



Long-Term Goals

- 3 Year Transition Plan 2016-2019 with the goal of GATE for All beginning in 2019
 - Benchmarks will be created along the way to evaluate progress towards this goal. If benchmarks are not met, the transition period would be extended.
- Personalized learning experiences for all students
- Aligning practice with research



Proposed GATE Plan 2016-2019

GATE Plan Subcommittee



**Manhattan Beach
Unified School District**